
















Regional School District No. 9

Student Learning Objective (SLO) Artifacts

Sample Language for Student Learning Objective (SLO)

By June of 2018, 50% of 9th graders receiving SEL strategy advisory lessons will demonstrate increased emotional intelligence (measured by survey), resulting in higher academic performance (measured by GPA).

Sample Action Steps for SLO and Professional Learning Process

Component Action Steps / Evidence of Progress and/or Next Steps	
	Action Step
 Create Action Evidence	October 2017: Research and choose a survey or tool that measures Emotional Intelligence. Input survey or tool into a Google Form.
 Create Action Evidence	November 2017: Request 1st quarter GPAs, attendance data, and discipline records for all ninth graders.
 Create Action Evidence	November 2017: Review and select eight ninth grade advisory groups that will receive SEL strategy lessons.
 Create Action Evidence	November 2017: Administer first Emotional Intelligence survey to all 9th graders (The advisory periods that are scheduled between now and the mid-year are: Monday, October 30; Tuesday, November 21; Friday, December 1; Tuesday, December 12; Thursday, December 21; Monday, January 8)
 Create Action Evidence	November 2017: Plan, calibrate, and deliver 1st SEL strategy lesson
 Create Action Evidence	December 2017: Plan, calibrate, and deliver 2nd SEL strategy lesson
 Create Action Evidence	January 2018 (after exams): Plan, calibrate, and deliver 3rd SEL strategy lesson
 Create Action Evidence	March 2018 (before close of 3rd quarter): Plan, calibrate, and deliver 4th SEL strategy lesson.
 Create Action Evidence	On-going: Share and discuss current research on SEL with EQ8 team members.
 Create Action Evidence	On-going: Consult with Yale Center for Emotional Intelligence as needed (note: EQ8 team is entitled to 4 consults as a result of our participation at the Anchors of Emotional Intelligence training in August 2017).
 Create Action Evidence	On-going: Members of EQ8 team attend SEL conferences and convenings, learn from colleagues and experts in the field of SEL, and bring back new learning to EQ8 team.
 Create Action Evidence	On-going: Members of EQ8 team (Henry DeAngelo and Gina Pin) participate in the Yale-Ashoka Changemaker fellowship, learn from other fellows and experts in the field of SEL, and bring back new learning to EQ8 team.
 Create Action Evidence	April 2018: Administer Emotional Intelligence survey to all 9th graders
 Create Action Evidence	April 2018: Compare Emotional Intelligence survey results from November and April, along with 1st and 3rd quarter GPAs, attendance data, and discipline records. If available, compare 2017-18 school climate data reported by ninth graders with 2016-2017 school climate data reported by ninth graders.
 Create Action Evidence	April 2018: Reflect on data, evaluate progress, plan for 2018-2019 school year.

Sample Table of SLO Data

Freshmen Advisories Receiving EQ8 Lessons													
Advisor	Students	GPA Up	GPA Down	GPA Same	GPA % Up	MSCEIT UP	MSCEIT Down	MSCEIT Same	MSCEIT % Up	G Up M Up	G Up M Down	G Down M Up	G Down M Down
Cheng	15	9	5	1	60.0%								
Hoyt	14	10	3	1	71.4%								
Huminski, T	11	6	5	0	54.5%								
Malayter	10	5	4	1	50.0%								
Nuzzo	11	7	4	0	63.6%								
Pachas	11	7	4	0	63.6%								
Pieratti	13	7	5	1	53.8%								
Swift	11	5	6	0	45.5%								
TOTAL	96	56	36	4	58.3%								

Freshmen Advisories NOT Receiving EQ8 Lessons													
Advisor	Students	GPA Up	GPA Down	GPA Same	GPA % Up	MSCEIT UP	MSCEIT Down	MSCEIT Same	MSCEIT % Up	G Up M Up	G Up M Down	G Down M Up	G Down M Down
Antal	11	5	6	0	45.5%								
DeAngelo	9	4	5	0	44.4%								
Gang	10	4	4	2	40.0%								
Kaufman	13	6	6	1	46.2%								
Lavoie	12	6	6	0	50.0%								
Nichols	13	7	6	0	53.8%								
Oakley	9	4	4	1	44.4%								
Riber	13	7	6	0	53.8%								
Schaub	11	6	4	1	54.5%								
Wallace	10	6	4	0	60.0%								
TOTAL	111	55	51	5	49.5%								

Note: GPA Change denotes a difference between students' Q1 and Q3 GPA

Note: MSCEIT Change denotes a difference between students' scores on the MSCEIT Emotional Intelligence Test between December administration (before lessons) and May administration (after lessons)

Note: Analyses that are greyed out will be performed and uploaded to Protrax once the May administration of the MSCEIT test is complete and results are received from Yale